

Panasonic

ideas for life


PT-DZ6710E
PT-DZ6710EL
PT-DZ6700E
PT-DZ6700EL

DLP™ Based Projector



PT-DZ6700E / PT-DZ6700EL

WUXGA 6,000 lm



Capturing attention with brilliant pictures and diverse image-rendering capabilities



PT-DZ6710E / PT-DZ6710EL

WUXGA 6,000 lm Geometric Adjustment HD/SD-SDI



Full high-resolution WUXGA compatibility.

A wide array of unique image-processing technologies combine to produce realistic, lifelike images.

Panasonic's PT-DZ6710E/DZ6710EL* and PT-DZ6700E/DZ6700EL* 1-chip DLP™ projectors now offer even brighter and more vivid images with full high definition resolution. Along with the RGB Booster, which combines high brightness and superb colour reproduction, a host of technologies work together to enhance image quality. The Dual-Lamp System and Auto Cleaning Filter extend operating stability and contribute to reliability. The PT-DZ6710E/DZ6710EL include Geometric Adjustment for projecting images onto curved screens, as well as standard HD-SDI signal compatibility. All models offer high image quality and easy system expansion to increase system integration flexibility.



PT-DZ6710E PT-DZ6710EL *	PT-DZ6700E PT-DZ6700EL *
WUXGA	WUXGA
6,000 lm	6,000 lm
Geometric Adjustment	HD/SD-SDI

*The PT-DZ6710EL and PT-DZ6700EL are sold without lenses. The specifications are the same as those of the PT-DZ6710E and PT-DZ6700E.

Vivid Picture Quality with High Brightness

RGB Booster Significantly Improves Colour Reproduction

The RGB Booster achieves high image quality with levels of colour reproduction (up to 145% that of conventional models) and brightness that make each colour stand out. It combines Panasonic's proprietary Vivid Colour Control technology with a newly engineered Lamp Modulation Drive System for a 1-chip DLP™ projector that produces bright and vivid colours.

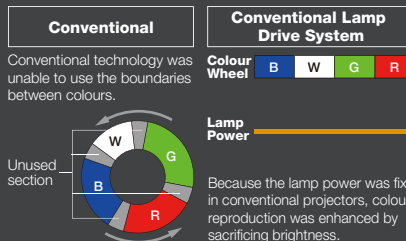
■ Vivid Colour Control

This unique control technology optimises the use of the colour segment areas of the colour wheel. It increases the brightness of each RGB colour by minimising the unallocated portions between the colours, to achieve truly vivid colouring.

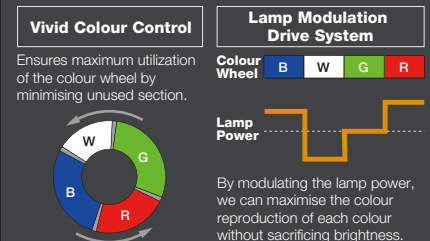
■ Lamp Modulation Drive System

With the new lamp modulation technology, the projector is now able to control the lamp intensity for each of the red, green, blue, and white segments of the colour wheel separately. Because the actual light output is controlled in relation to each colour segment, light usage is optimised and colour balance is obtained without lowering the brightness. This results in bright vivid images with increased colour fidelity.

Conventional System



RGB Booster



A host of system functions expand the possibilities for rendering creative images.

Geometric Adjustment for Specially Shaped Screens

PT-DZ6710E/DZ6710EL

This function adjusts the image for projection onto spherical, cylindrical and other specially shaped screens. You can make the adjustment easily using just the remote control, with no external equipment needed. Used together with the multi-screen support system, Geometric Adjustment expands your application possibilities, letting you create a wide range of image effects for digital signage, concerts, performances and other special events.




Multiple Terminals with HD-SDI Compatibility*

The PT-DZ6710E/DZ6700E has an array of terminals – two RGB inputs including a 5-BNC connector, a serial in/out terminal, one S-video input, two remote in terminals, one remote out terminal, one DVI-D (HDCP [High-Bandwidth Digital Content Protection] compliant), and control capability – to support a broad range of projection needs. Using the serial terminal (RS232C), it is possible to connect and operate AMX and Crestron control systems with ease. In addition, the PT-DZ6710E/DZ6710EL accommodate the HD/SD-SDI input signals that are widely used in broadcasting.

*PT-DZ6710E/DZ6710EL only.

- 1 LAN Terminal
- 2 Video Input
- 3 S-Video Input
- 4 RGB 1 Input
- 5 RGB 2 Input
- 6 DVI-D (HDCP Compatible) Input
- 7 Remote 1 Input and Output
- 8 Remote 2 Input
- 9 Serial Input
- 10 Serial Output
- 11 HD/SD-SDI Input (PT-DZ6710E and DZ6710EL)

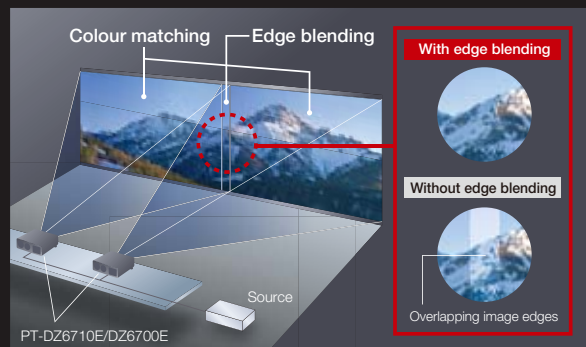


Flexible ±360° Installation

The PT-DZ6710E/DZ6700E can be rotated vertically. This means you can install one at any up-and-down angle you want, to accommodate different installation conditions.



Multi-Screen Support System Seamlessly Connects Multiple Screens



- **Edge Blending** — The edges of adjacent screens can be blended and their luminance controlled.
- **Colour Matching** — This function corrects for slight variations in the colour reproduction range of individual projectors. The PC software assures easy, accurate control.
- **Multi-screen Processor** — The PT-DZ6710E/DZ6700E can project large, multi-screen images without any additional equipment. Up to 100 units (10 x 10) can be edge-blended at a time.



Rental & Staging



Classroom



Conference room



Museum

The PT-DZ6710E/DZ6700E boasts superior image quality, flexible installation, and easy maintenance, making either model an ideal choice for use in classrooms, museums, conference rooms, and much more.




High Brightness 6,000 lm with New AC Lamp

Our newly-developed 300-watt AC lamps are used in the PT-DZ6710E/DZ6700E. The high-efficiency light convergence technology and independently developed colour wheel work together to achieve the high brightness of 6,000 lm. Clear, crisp images are reproduced even in bright rooms.




System Daylight View 2 for Enhanced Colour Perception

Image details are less clear when a projector is used in a room with the lights on. This problem becomes more significant when images require increasing levels of detail expression. Panasonic's System Daylight View 2 optimises image quality to improve colour perception of the projected image in bright rooms. Gamma curves and sharpness, in addition to conventional colour correction are adjusted to bring a sense of sharpness to the entire screen and reproduce stunning images with life-like depth. This results in highly comfortable viewing even in bright lighting, and allows viewers to concentrate more easily on the images.



Detail Clarity Processor Brings Depth and Clarity to Details

This advanced image-processing circuit analyses the video signal frequency range for each scene by extracting data on the distribution of high, mid, and low-frequency components, and brings out fine details accordingly. The resulting images have a more natural, three-dimensional appearance with crisp, clear detail.




Conventional sharpness control: Sharpness is applied uniformly, which can cause a halo or ring effect and diminish the sense of depth.

Detail Clarity Processor: Signal frequency is extracted real-time and necessary sharpness is applied at varying degrees for natural, life-like images.

3D Colour Management System

To increase visual impact, projector images are often viewed from a comparatively close position relative to the screen size. The characteristics of the human eye, however, tend to cause changes in colours when images are viewed close-up on a large screen. Changes in colour saturation, hue, and brightness differ from colour to colour, and conventional projectors were not able to make the appropriate corrections. 3D Colour Management makes these corrections to produce accurate colours that are very close to the original images even when viewed on a large screen.



Dynamic Sharpness Control

The dynamic sharpness control circuit adjusts the video signal waveforms based on the difference in brightness of adjacent pixels for a sharp, clear picture that is relatively unaffected by signal noise.

Full 10-bit Picture Processing

The use of a full 10-bit image processing system provides smooth tonal expression. For example, skin tones appear natural and true to life.

More Effective Noise Reduction

Images are noticeably clearer, thanks to higher-performance frame noise reduction, which lowers image graininess, and improved MPEG noise reduction, which suppresses the block noise and mosquito noise that are common in fast-action scenes.

Progressive Cinema Scan (3/2 Pull-down)

This interlace/progressive conversion technology automatically detects when the input signal is derived from filmed material and selects the optimum progressive processing method to assure faithful reproduction of the original image.

Easy Maintenance and Superior Reliability

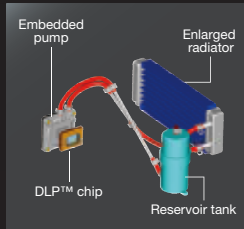
Dual-Lamp System Prevents Image Interruptions

The Dual-Lamp System increases brightness and eliminates the need to interrupt a presentation if a lamp should burn out (in dual-lamp operation mode). The Lamp Relay mode also operates the lamps alternately to enable 24/7 projector operation.



Liquid Cooling System Attains a High Level of Reliability

Panasonic's original liquid cooling system directly cools the DLP™ chip, which extends PT-DZ6710E/DZ6700E performance and attains a high level of reliability. It also enables operation in temperatures up to 45°C/113°F for use in a wider variety of environments, and maintains a more stable performance even in harsh conditions while keeping the operating sound down.



Auto Cleaning Filter Reduces Maintenance Hassles



Panasonic's proprietary Auto Cleaning Filter (ACF) automatically exposes a clean filter surface when it senses that the filter is clogged. The ACF also brushes away dust that adheres to the filter, which helps prevent clogging that can impair operation or cause malfunction. This helps maintain the highly efficient electrostatic filter, the Micro Cut Filter's superior dust-collecting performance. As a result, the filter does not need to be replaced for over 10,000 hours*, greatly reducing the hassle of maintenance.



*The replacement cycle given here is a guideline. It may differ depending on the usage environment.

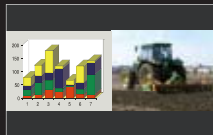
Dustproof Design with Sealed Optical Block

The effect of dust has been minimised by completely sealing the optical block. The dust-free design helps ensure that this DLP™ projector will continue to deliver crisp, sharp, high-resolution images over an extended service life.

System Integration Flexibility

Side-by-Side Function

The PT-DZ6710E/DZ6700E can simultaneously display images from two sources* onto a single screen. For example, you can display a PC image on the left and a video image on the right. Taking advantage of the wide-screen projection, this function gives you a host of new application possibilities to explore.



With the high resolution wide-aspect-ratio capability, you can project two large 4:3 images side-by-side.

*This function is not effective for some source combinations.

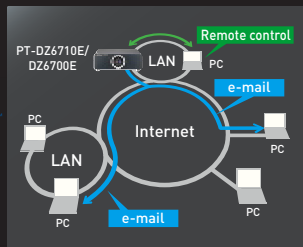
A Wide Selection of Lenses (optional)

Choose from a wide lineup of lenses for your system, including short-throw, long-throw zoom and fixed-throw lenses for rear projection use. The additional lenses make it easy to adapt your projector to the installation site. The lenses attach and detach with one-touch ease.



Web Browser Control/Monitoring and E-mail Message Alert

The PT-DZ6710E/DZ6700E can be easily operated remotely over a LAN network, because it is all done using the computer's familiar web browser. Furthermore, the projector sends an e-mail message to notify the operator when an error has occurred, or a lamp needs to be replaced.

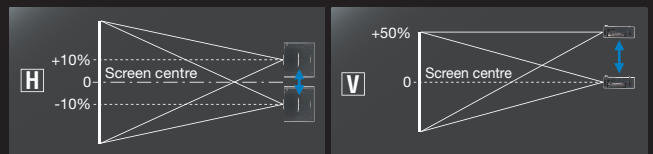


■ PjLink™ Compatibility

The LAN terminals support PjLink™ class 1 connection. Control with the same specifications is also possible when used in a multi-projector system with projectors of another brand.

Powered Vertical/Horizontal Lens Shift

A wide adjustment range of the horizontal/vertical lens shift assures virtually distortion-free images and adds convenience and versatility. It lets you easily make adjustments with the remote control, making it optimal for ceiling-mounted applications.



Standby Mode: eco*

The PT-DZ6710E/DZ6700E has attained a low standby power level of 0.3 W, which is a top-class level for the projector industry. It also helps to slash running costs, and reduces environmental impact.

* During standby mode eco operation, network functions such as standby-on from a LAN network and the serial output terminal will not operate.

Multi Projector Monitoring & Control Software

Panasonic's original "Multi Projector Monitoring & Control" freeware allows the user to control and monitor multiple projectors at the same time via LAN. When a problem occurs, an alarm message is sent to the monitoring/controlling PC.



Other Features

- Mechanical Lens Shutter
- 30m Long Range Wireless Remote Control
- Direct Power Off

Ecology-conscious Design

Panasonic works from every angle to minimise environmental impact in the product design, production and delivery processes, and in the performance of the product during its life cycle. The PT-DZ6710E/DZ6710EL/DZ6700E/DZ6700EL reflects the following ecological considerations.

- No halogenated flame retardants are used in the cabinet.
- Lamp power switching further reduces power consumption.
- Auto Power Save activates standby mode when no signal is input.
- Standby power consumption of only 0.3 W has been achieved.

Specifications

Models	PT-DZ6710E/DZ6710EL	PT-DZ6700E/DZ6700EL
Power supply	220-240 V AC 50/60 Hz	
Power consumption	800 W (960 VA), Standby mode eco ^{*1} : 0.3 W Standby mode normal: 9 W (Both with fan stopped)	
DLP™ chip	Panel size	0.67" diagonal (16:10 aspect ratio)
	Display method	DLP™ chip x 1, DLP™ system
Lens	PT-DZ6710E/DZ6700E	Powered zoom/focus lenses (1.8-2.4:1), F 1.7-2.0, f 26.8-35.7 mm
	PT-DZ6710EL/DZ6700EL	Optional powered zoom/focus lenses
Lamp	300 W UHM lamps (x 2) (dual-lamp system)	
Screen size	50-600 inches (50-200 inches with the ET-DLE055), 16:10 aspect ratio	
Brightness ^{*2}	6,000 lumens (dual-lamp, high power mode)	
Centre-to-corner uniformity ^{*2}	90%	
Contrast ^{*2}	2,000:1 (full on/full off, contrast mode: high) ^{*3}	
Resolution	1,920 x 1,200 pixels	
Scanning frequency	RGB / DVI-D	Horizontal: 15-91 kHz, Vertical: 50-85 Hz, Dot clock: 162 MHz or lower
	YPbPr (Y/Ca/Cb)	525i (480i), 625i (576i), 525p (480p), 625p (576p), 750 (720/60p), 750 (720/50p), 1035/60i, 1125 (1080/60i), 1125 (1080/50i), 1080/25p, 1080/24p, 1080/245f, 1080/30p, 1080/60p, 1080/50p
	S-Video / Video	Horizontal: 15.75/16.63 kHz, Vertical: 50/60 Hz, (NTSC, NTSC4.43, PAL, PAL60, PAL-N, PAL-M, SECAM)
Optical axis shift	Vertical: +50% (powered), horizontal: ±10% (powered)	
Keystone correction range	Vertical: ±40° (±30° with the ET-DLE055) ^{*4}	
Installation	Ceiling/floor, front/rear	
Terminals ^{*5}	HD/SD-SDI IN	BNC
	DVI-D IN	DVI-D 24-pin
	RGB 1/YPbPr IN	BNC x 5
	RGB 2/YPbPr IN	D-sub HD 15-pin
	VIDEO IN	BNC
	S-VIDEO IN	Mini DIN 4-pin
	SERIAL IN	D-sub 9-pin (RS-232C compliant)
	SERIAL OUT	D-sub 9-pin
	REMOTE 1 IN	M3 jack
	REMOTE 1 OUT	M3 jack
	REMOTE 2 IN	D-sub 9-pin
	LAN	RJ-45 for network connection, 10Base-T/100Base-TX, compliant with P.Link™
Power cord length	3.0 m (9'10")	
Cabinet material	Molded plastic	
Dimensions (W x H x D)	PT-DZ6710E/DZ6700E	498 mm x 175 mm x 440 mm (19-19/32" x 6-7/8" x 17-5/16") (with supplied lens)
	PT-DZ6710EL/DZ6700EL	498 mm x 175 mm x 432 mm (19-19/32" x 6-7/8" x 17") (without lens)
Weight ^{*6}	PT-DZ6710E/DZ6700E	Approx. 16.0 kg (35.3 lbs) (with supplied lens)
	PT-DZ6710EL/DZ6700EL	Approx. 15.2 kg (33.5 lbs) (without lens)
Operating temperature	0-45 °C (32-113 °F)	
Operating humidity	20-80 % (no condensation)	
Supplied accessories	Power cord, Wireless/wired remote control unit, Batteries for remote control (x 2), Wire rope	

*1 During eco standby mode operation, network functions such as standby-on from a LAN network and the serial output terminal will not operate. *2 Measurement, measuring conditions, and method of notation all comply with ISO 21118 international standards. *3 Brightness: 3,000 lumens *4 PT-DZ6710E/DZ6710EL: When using only the KEYSTONE correction of the Geometric Adjustment function, keystone range: vertical ±40°, horizontal ±15° (vertical ±30° and horizontal ±15° with the ET-DLE055). When using both the KEYSTONE and CURVED corrections of the Geometric Adjustment function, keystone range: vertical ±5°, horizontal ±5° (vertical ±10° and horizontal ±10° with the ET-DLE350, and vertical ±10° and horizontal ±15° with the ET-DLE450). *5 The HD/SDI and VD inputs do not accept the tri-level sync signal. *6 Average value. May differ depending on models.

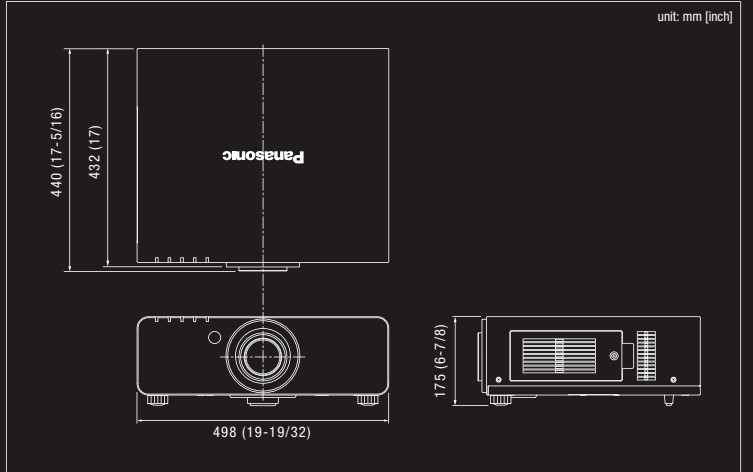
Optional accessories

Lens	Zoom lens ET-DLE150 (1.3 - 1.9:1)	Zoom lens ET-DLE250 (2.3 - 3.6:1)	Zoom lens ET-DLE350 (3.6 - 5.4:1)	Zoom lens ET-DLE450 (5.4 - 8.6:1)	Fixed focus lens ET-DLE055 (0.8:1)		
							
Lamp	Replacement lamp unit ET-LAD60 ET-LAD60W (twin pack)		<th>Filter</th> <td>Replacement filter unit ET-ACF100</td>			Filter	Replacement filter unit ET-ACF100
			<th>Ceiling mount bracket</th> <td>ET-PKD56H (for high ceilings) ET-PKD55S (for low ceilings)</td>			Ceiling mount bracket	ET-PKD56H (for high ceilings) ET-PKD55S (for low ceilings)
			 				

Projection distance

Diagonal image size	Throw distance											
	With ET-DLE150 1.3-1.9:1		With supplied lens		With ET-DLE250 2.3-3.6:1		With ET-DLE350 3.6-5.4:1		With ET-DLE450 5.4-8.6:1		With ET-DLE055 0.8:1	
	min.	max.	min.	max.	min.	max.	min.	max.	min.	max.	min.	max.
50"	1,376mm 4.8'	2,013mm 6.7'	1,901mm 6.3'	2,571mm 8.5'	2,418mm 8.0'	3,865mm 12.7'	3,802mm 12.5'	5,815mm 19.1'	5,659mm 18.6'	9,123mm 30.0'	828mm 2.7'	828mm 2.7'
80"	2,234mm 7.4'	3,251mm 10.7'	3,086mm 10.2'	4,158mm 13.7'	3,916mm 12.9'	6,232mm 20.5'	6,164mm 20.3'	9,384mm 30.8'	9,235mm 30.3'	14,777mm 48.5'	1,352mm 4.5'	1,352mm 4.5'
100"	2,806mm 9.3'	4,076mm 13.4'	3,876mm 12.8'	5,215mm 17.2'	4,915mm 16.2'	7,810mm 25.7'	7,739mm 25.4'	11,764mm 38.6'	11,619mm 38.2'	18,546mm 60.9'	1,703mm 5.6'	1,703mm 5.6'
150"	4,236mm 13.9'	6,139mm 20.2'	5,851mm 19.2'	7,860mm 25.8'	7,413mm 24.4'	11,754mm 38.6'	11,676mm 38.4'	17,713mm 58.2'	17,579mm 57.9'	27,968mm 91.8'	2,572mm 8.5'	2,572mm 8.5'
200"	5,666mm 18.6'	8,202mm 27.0'	7,827mm 25.7'	10,504mm 34.5'	9,910mm 32.6'	15,699mm 51.6'	15,613mm 51.3'	23,662mm 77.7'	23,539mm 77.3'	37,391mm 122.7'	3,454mm 11.4'	3,454mm 11.4'
300"	8,526mm 28.0'	12,327mm 40.5'	11,777mm 38.7'	15,793mm 51.9'	14,905mm 49.3'	23,588mm 77.4'	23,497mm 77.1'	35,560mm 116.7'	35,460mm 116.4'	56,236mm 184.6'	—	—
400"	11,386mm 37.4'	16,453mm 54.0'	15,728mm 51.7'	21,082mm 69.2'	19,900mm 65.3'	31,477mm 102.9'	31,361mm 102.9'	47,458mm 155.8'	47,380mm 155.8'	75,081mm 246.4'	—	—
500"	14,245mm 46.8'	20,579mm 67.6'	19,679mm 64.6'	26,371mm 86.6'	24,895mm 81.7'	39,366mm 129.2'	39,235mm 128.8'	59,356mm 194.8'	59,300mm 194.6'	93,926mm 308.2'	—	—
600"	17,105mm 56.2'	24,704mm 81.1'	23,629mm 77.6'	31,660mm 103.9'	29,890mm 98.1'	47,255mm 155.1'	47,109mm 154.6'	71,255mm 233.8'	71,221mm 233.7'	112,771mm 370.0'	—	—

Dimensions



NOTES ON USE

- Do not install the projector in locations that are subject to excessive water, humidity, steam, or oily smoke. Doing so may result in fire, malfunction, or electric shock.
- The projector uses a high-voltage mercury lamp that contains high internal pressure. This lamp may break, emitting a large sound, or fail to illuminate, due to impact or extended use.
- The projector uses a high-wattage lamp that becomes very hot during operation. Please observe the following precautions.
 - Never place objects on top of the projector while it is operation.
 - Make sure there is an unobstructed space of 500 mm (1.64 feet) or more around the projector's exhaust openings.
 - Do not stack projector units directly on top of one another for the purpose of multiple (stacked) projection. When stacking projector units, be sure to provide the amount of space indicated between them. These space requirements also apply to installation where only one projector unit is operating alone time and the other unit is used as a backup.
 - If the projector is placed in a box or enclosure, temperature of the air surrounding the projector must be between 0 °C (32 °F) and 40 °C (104 °F). Also make sure the projector's intake and exhaust openings are not blocked. Take particular care to ensure that hot air from the exhaust openings is not sucked into the intake openings.
 - Even when the ambient temperature near the intake opening is 40 °C (104 °F) or lower, an accumulation of hot air inside the cabinet may cause the protective circuit to activate and shut down the projector. Please give ample consideration to the design with regard to ambient temperature conditions.
- If the projector is to be operated continuously 24 hours a day, use the dual-lamp optical system's alternating lamp operation (lamp changer) function. The projector cannot be operated continuously 24 hours a day in dual-lamp mode. Allow a minimum of two hours per day of non-operation time per lamp if using the dual-lamp mode.
- The lamp replacement cycle duration becomes shorter if the projector is operated repeatedly for short periods.
 - The length of time that it takes for the lamp to break or fail to illuminate varies greatly depending on individual lamp characteristics and usage conditions.
 - The brightness of the lamp will gradually decrease with use.

Panasonic®

For more information about Panasonic projectors —
<http://panasonic.net/avc/projector>

Please contact Panasonic or your dealer for a demonstration.



Weights and dimensions shown are approximate. This product may be subject to export regulations.

An application has been filed for trademark rights, or trademark rights have been granted, for P.Link in Japan, United States of America and other countries and area. All other trademarks are the property of their respective trademark owners. Projection Images simulated. DLP, DLP logo and DLP Medallion logo are trademarks or registered trademarks of Texas Instruments. (C) 2009 Panasonic Corporation All rights reserved.

All information included here is valid as of April 2009.

PT-DZ6700E1-09April Printed in Japan.