

HDMI IP KVM Extender

— **Manual** —



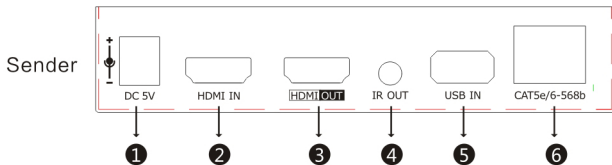
I . Product introduction

This HD resolution extender consists of a transmitter and receiver. The transmitter is responsible for the acquisition and compression of signals, and the receiver is responsible for the decoding and port allocation of signals. The product can extend the audio and video signals to the remote end through the network cable, which can be extended with the help of the multilevel connection of the switch, and can also realize one transmitter to connect multiple receivers. After the extension of the product, the remote image restoration effect is clear and natural, without obvious attenuation, and also increases the lightning protection and anti-interference performance, with good stability, clear image and other characteristics. It is widely used in computer teaching system, high quality multimedia display, video conference, computer, LCD plasma hd display, digital home theater, exhibition, education, finance, scientific research, meteorology and other fields.

II . Function parameters

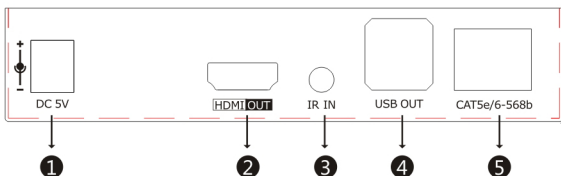
- (1) the HDMI signals can be transmitted up to 150 m via cat5 cable;
(Network cable requirements: please use the recommended brand network cable: HISIVISON, DAHUA, Cat5/6 engineering with shielded network cable).
- (2) Support 1080P@60Hz resolution, backwards compatible.
- (3) Products with USB interface support remote operation of keyboard and mouse.
- (4) Products with POE function, the switch with POE function can be connected without adapter power supply (switch with 4, 5, 7 and 8 power supply can be supported).
- (5) Products with infrared interface support IR infrared return function.
- (6) Cascading and amplifying transmission can be realized through switch/router and other relay equipment, and H.264 products can be extended by 300 meters through cascading.
- (7) With HDMI standard cable, the transmission distance at the input end can reach 10 meters, the output end can reach 5 meters.

III . Interface specification



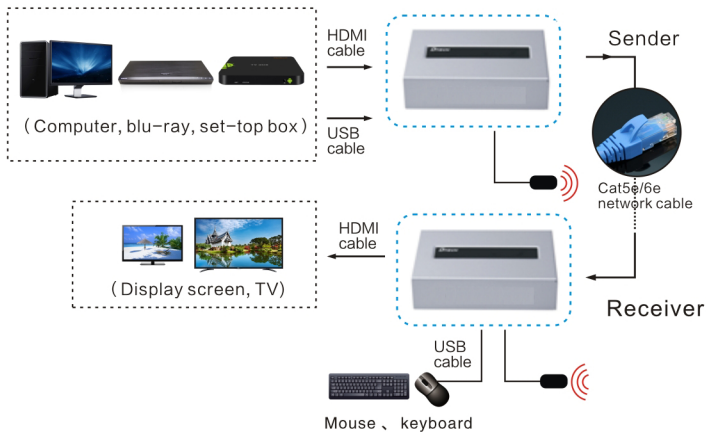
NO	Item	Intro
①	DC 5V	5V power adapter input port
②	HDMI IN	HDMI input port
③	HDMI OUT	HDMI output port
④	IR OUT	IR output port
⑤	USB IN	USB input port
⑥	CAT5e/6-568b	Internet cable connecting port

Receiver



NO	Item	Intro
①	DC 5V	5V power adapter input port
②	HDMI OUT	HDMI output port
③	IR IN	IR input port
④	USB OUT	USB output port
⑤	CAT5e/6-568b	Internet cable connecting port

IV. Connection diagram



Note: The connection diagram is for reference only.

V. Product accessories

1. Product/1pair.
2. IR Line.
3. USB AM-AM cable 0.8m/1pcs (Application).
4. Power adapter.
5. Manual/1pcs.

Product Warranty Card

Customer Information

Model:	
Date of purchase:	
User telephone:	
User address:	
Distributor:	
Agency address:	
User telephone:	Dealer stamp valid

Intenance Records

Repair times	Date	Fault	Treatment measures	Repair work NO.